

Great Park Road, Bradley Stoke, Bristol, BS32 4RU
T: 01454.61.99.44 :: F : 01454.61.65.39
W: www.statusav.com :: E: info@statusav.com

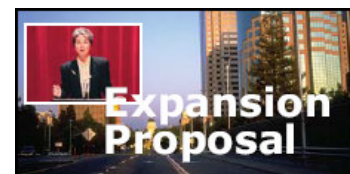

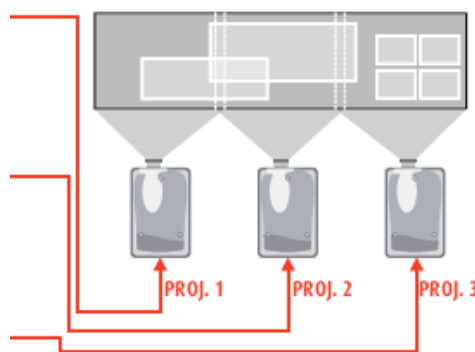
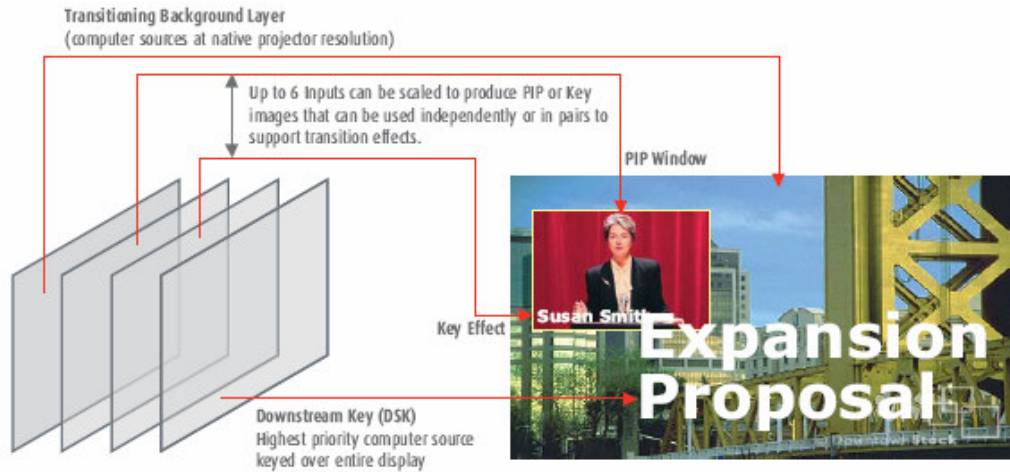
ULTRA WIDESCREEN

Use of multiple projectors linked together to form a seamless ultra-wide projection canvas.

This canvas then becomes a versatile medium which can show multiple image sources such as camera, PowerPoint, graphics and animated logos which appear in windows which can be sized and positioned as the presentation requires.

In addition the whole of the screen can form a backdrop of a moving graphic which adds impact and focuses the audiences' attention.

Visually the image content and style can be changed to suit particular sections of the conference and act as a static or animated stage backdrop at the press of a button.



UP TO 12 INDEPENDENT WINDOWS WITH Z-LEVEL CONTROL

Each window can be resized and positioned in real time. Flying window effects are controlled via keyframes.

- **EXPANDABLE FROM 1 to 32 SCREENS**
Encore supports any combination of single-screen, multi-screen or edge-blended widescreen applications.
- **NATIVE HIGH RESOLUTION BACKGROUND**
Background transition effects are independent of the windowing channels.
- **MODULAR SYSTEM ARCHITECTURE**
Can be expanded as needs change; system configurations tailored to efficiently meet application requirements.

With Ultra-Widescreen you may expand the number of projectors and the screen size to accommodate the venues limitations.

From a single projector arrangement with a large screen (say 16ft x 9ft) to a multiple projector arrangement using up to 32 projectors side by side.

The uses and permutations are only limited by the available space, our imagination and professional approach to deliver conference content in a measured and meaningful way ensuring maximum impact and audience attention.

MULTIPLE IMAGES – PROJECTION

Using the same technology which drives the ultra-widescreen image manipulation it is possible to have multiple live sources shown on a single screen using a single projector.

This commonly referred to as Picture in Picture or PIPs.

This can be of benefit for events where budget or space does not permit the use of multiple projectors, but the nature of the event does require the simultaneous showing of sources. Multiple live images can increase the audiences' attention span and message retention.

In each of the following examples the audiences' attention remains on the screen information being presented and on the presenter without having to lose eye contact with either information source. This will increase the audiences' attention and maintains interest.

Example A: - PowerPoint and Camera.

Show a talking head shot of the presenter and the PowerPoint slide. Re-size and position as required in preset or on the fly

Example B: - Data Display

Show a screen of a power graph for engine output, plus a tabular figure set and say a 3D wire drawing of the engine.

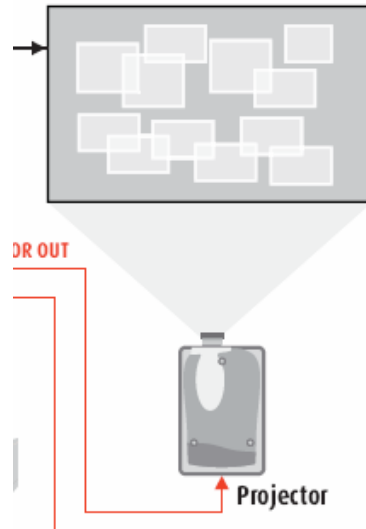
Example C: - Marketing Materials

Show a central image of a magazine or advert, move this off to a smaller image to the side of the screen and bring on the next advert still and repeat up to 12 times.

Example D: - Background, Overlay Text, Data, Images, PowerPoint

Use full screen images of the project (say a building, aeroplane or animated graphic backdrop) overlay this with a photograph, add a text title, add a graph, add a PowerPoint slide and finally a camera shot of the presenter.

Resize and/or move the images as the presenters' speech talks about each item. A typical scenario would see the relevant window move to centre screen and zoom, when finished on that topic, move back and make smaller – repeat with the next item.



Use of LED lighting combined with Ultra-wide Screen projection enables the event to set moods through light and content.


The images below use a 30ft x 9ft screen using twin Barco projectors in a double 16:9 wide screen.



Ambient dinner lighting



Piers Morgan speech



Instant colour switching of set and room

Status AV Ltd – The Professional Choice for your Event

www.statusav.com